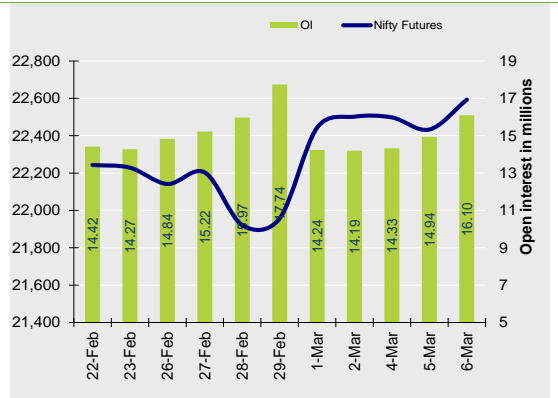


Nifty Snapshot

	Close	Prv Cl.	Ab chg	% chg
Spot	22,474.05	22,356.30	117.75	0.53
Futures	22,593.05	22,433.25	159.80	0.71
OI(ml shr)	16.10	14.94	1.15	7.72
Vol (lots)	202651	157915	44736	28.33
COC	119.00	76.95	42.05	54.6
PCR-OI	1.29	1.22	0.08	6.4

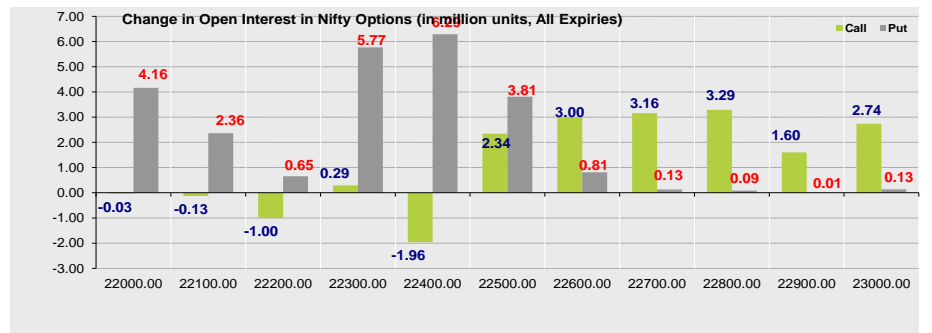
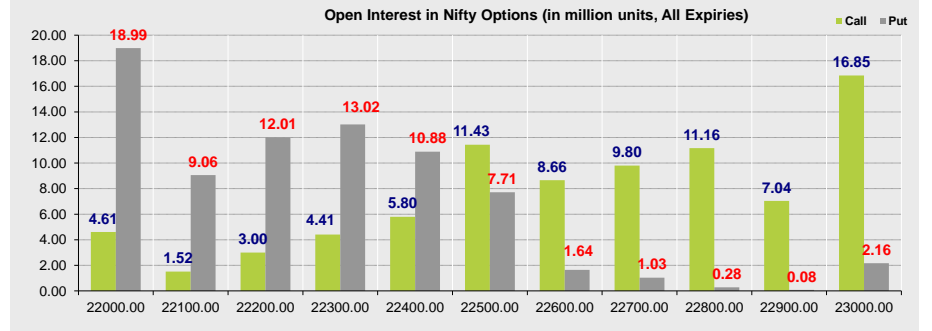
Nifty Futures Price v/s OI



Summary

- Indian markets closed on a positive note where buying was mainly seen in Banking, IT, Pharmaceutical sectors. Nifty Mar Futures closed at 22593.05 (up 159.80 points) at a premium of 119 pts to spot.
- FII's were net buyers in Cash to the tune of 2766.75 Cr and were net buyers in index futures to the tune of 1396.43 Cr.
- India VIX decreased by 0.59% to close at 14.30 touching an intraday high of 14.71.

Open Interest in Nifty Options:



Institutional Activity in previous trading session

(in Rs cr.)	Buy	Sell	Net
Index Futures	7261.20	5864.77	1396.43
Index Options	4099444.87	4102147.84	-2702.97
Stock Futures	29367.46	29817.50	-450.04
Stock Options	43063.65	43416.14	-352.49
FII Cash	19,849.42	17,082.67	2,766.75
DII Cash	13,638.83	11,488.95	2,149.88

Net FII Activity (in Rs cr.)

Date	Idx Fut	Stk Fut	Idx Opt	Cash
6-Mar	1396.4	-450.0	-2703.0	2767
5-Mar	-1401.4	-4537.4	-16270.1	574
4-Mar	1269.9	-324.7	-19683.5	-564
2-Mar	197.2	-329.5	1312.7	-82
1-Mar	-191.2	5377.8	-13681.8	129
29-Feb	-896.0	-4181.1	-676.2	3568

Technical Pivot (Intraday):

	S2	S1	PIVOT	R1	R2
NIFTY	22225	22410	22505	22690	22790
BANKNIFTY	47415	47765	48055	48405	48695

- The above second chart shows previous trading day's change in Nifty options where Addition in OI were seen in 22500, 22400, 22300 strike Puts and at 22600, 22700, 22800 strike Calls indicating market is likely to remain range bound in the near term.
- Highest OI build-up is seen at 23000 strike Calls and 22000 strike Puts, to the tune of 16.85mn and 18.99mn respectively.

Outlook on Nifty:

Index is likely to open on a positive note today and is likely to remain range bound during the day.

(Price is in Rs; OI is in million units; Price chg and OI chg are in percentage) **NB RESEARCH**

Fresh Longs seen in:					Fresh Shorts seen in:				
Scrip	Price	Price chg	OI	OI Chg	Scrip	Price	Price chg	OI	OI Chg
NIFTY	22593.1	0.7	16.1	7.7	MGL	1337.2	-15.0	4.9	93.2
SUNPHARMA	1608.1	1.9	16.2	6.8	MOTHERSON	121.7	-3.6	148.6	28.1
BAJAJ-AUTO	8635.1	3.1	2.3	5.6	IGL	424.6	-7.9	17.6	27.2
Short Covering seen in:					Long Unwinding seen in:				
Scrip	Price	Price chg	OI	OI Chg	Scrip	Price	Price chg	OI	OI Chg
KOTAKBANK	1765.9	2.3	37.4	-8.5	SBIN	786.8	0.0	91.8	-10.4
ICICIBANK	1100.8	0.6	76.3	-7.7	INDIGO	3083.1	-3.8	5.2	-6.8
FEDERALBNK	157.7	1.0	91.8	-7.6	BHEL	256.9	-4.3	89.1	-4.8

NIFTY50 Options OI (CE OI = Resistance) (PE OI = Support)			
Symbol	Highest CE OI	Highest PE OI	CMP
ADANIPTS	1400	1200	1333
ADANIENT	3300	3200	3257
ASIANPAINT	3000	2800	2838
AXISBANK	1150	1000	1129
BAJAJ-AUTO	9000	7500	8635
BAJAJFINSV	1600	1500	1564
BAJFINANCE	7000	6000	6348
BHARTIARTL	1200	1100	1198
BPCL	650	600	637
BRITANNIA	5000	4800	4898
CIPLA	1500	1460	1491
COALINDIA	480	400	463
DIVISLAB	3500	3500	3569
DRREDDY	6500	6300	6342
EICHERMOT	4000	3500	3816
GRASIM	2300	2200	2248
HCLTECH	1700	1600	1650
HDFCBANK	1500	1400	1448
HDFCLIFE	620	600	618
HEROMOTOCO	4600	4400	4638
HINDALCO	600	500	529
HINDUNILVR	2500	2400	2414
ICICIBANK	1100	1000	1101
ITC	420	400	409
INDUSINDBK	1600	1600	1560

NIFTY50 Options OI (CE OI = Resistance) (PE OI = Support)			
Symbol	Highest CE OI	Highest PE OI	CMP
INFY	1700	1600	1625
IOC	200	150	177
JSWSTEEL	850	800	818
KOTAKBANK	1800	1700	1766
LT	3700	3500	3664
LTIM	5500	5000	5195
M&M	2000	1800	1982
MARUTI	12000	10500	11635
NESTLEIND	2600	2500	2549
NTPC	365	330	354
ONGC	300	270	281
POWERGRID	300	290	295
RELIANCE	3000	2900	3019
SBILIFE	1600	1500	1526
SBIN	800	750	787
SUNPHARMA	1600	1500	1608
TATACONSUM	1300	1140	1224
TATAMOTORS	1100	950	1024
TATASTEEL	160	140	153
TCS	4200	4000	4082
TECHM	1300	1200	1276
TITAN	3800	3600	3829
ULTRACEMCO	10000	9500	9701
UPL	500	470	476
WIPRO	600	500	516

Derivative Recommendations:

Stock Name	Call (Buy/Sell)	Entry price	Targets	Stop Loss	Duration	Status
CONCOR FUT	Sell	966.4	930	982	1-2 Days	Open
BHARTIARTL 1210CE	Buy	20	30	15	1-2 Days	Open

FROM THE EQUITY DERIVATIVE DESK:

NIRAV HARISH CHHEDA

AVP - DERIVATIVES AND TECHNICAL RESEARCH

E-Mail: nirav.chheda@nirmalbang.com

Tel no: 6273-8199/8000

AMIT BHUPTANI

SNR.DERIVATIVES AND TECHNICAL RESEARCH ANALYST

E-Mail: amit.bhuptani@nirmalbang.com

Tel no: 6273-8242/8000

DISCLOSURES

Research Reports that are published by Nirmal Bang Securities Private Limited (hereinafter referred to as "NBSPL") are for private circulation only. NBSPL is a registered Research Analyst under SEBI (Research Analyst) Regulations, 2014 having Registration no. INH000001766. NBSPL is also a registered Stock Broker with National Stock Exchange of India Limited, BSE Limited, Metropolitan Stock Exchange of India Limited, Multi Commodity Exchange of India Limited, National Commodity and Derivative Exchange Limited and Indian Commodity Exchange Limited in cash and Equity and Commodities derivatives segments.

NBSPL has other business divisions with independent research teams separated by Chinese walls, and therefore may, at times, have different or contrary views on stocks and markets.

NBSPL or its associates have not been debarred / suspended by SEBI or any other regulatory authority for accessing / dealing in securities Market. NBSPL, its associates or analyst or his relatives do not hold any financial interest (Except Investment) in the subject company. NBSPL or its associates or Analyst do not have any conflict or material conflict of interest at the time of publication of the research report with the subject company. NBSPL or its associates or Analyst or his relatives may or may not hold beneficial ownership of 1% or more in the subject company at the end of the month immediately preceding the date of publication of this research report.

NBSPL or its associates / analyst has not received any compensation / managed or co-managed public offering of securities of the company covered by Analyst during the past twelve months. NBSPL or its associates have not received any compensation or other benefits from the company covered by Analyst or third party in connection with the research report. Analyst has not served as an officer, director or employee of Subject Company. NBSPL / analyst has not been engaged in market making activity of the subject company.

Analyst Certification: The research analysts and authors of these reports, hereby certify that the views expressed in this research report accurately reflects my/our personal views about the subject securities, issuers, products, sectors or industries. It is also certified that no part of the compensation of the analyst(s) was, is, or will be directly or indirectly related to the inclusion of specific recommendations or views in this research. The analyst(s) principally responsible for the preparation of this research report and has taken reasonable care to achieve and maintain independence and objectivity in making any recommendations.

DISCLAIMER

This report is for the personal information of the authorized recipient and does not construe to be any investment, legal or taxation advice to you. NBSPL is not soliciting any action based upon it. Nothing in this research shall be construed as a solicitation to buy or sell any security or product, or to engage in or refrain from engaging in any such transaction. In preparing this research, we did not take into account the investment objectives, financial situation and particular needs of the reader.

This research has been prepared for the general use of the clients of NBSPL and must not be copied, either in whole or in part, or distributed or redistributed to any other person in any form. If you are not the intended recipient you must not use or disclose the information in this research in any way. Though disseminated to all the customers simultaneously, not all customers may receive this report at the same time. NBSPL will not treat recipients as customers by virtue of their receiving this report. This report is not directed or intended for distribution to or use by any person or entity resident in a state, country or any jurisdiction, where such distribution, publication, availability or use would be contrary to law, regulation or which would subject NBSPL & its group companies to registration or licensing requirements within such jurisdictions.

The report is based on the information obtained from sources believed to be reliable, but we do not make any representation or warranty that it is accurate, complete or up-to-date and it should not be relied upon as such. We accept no obligation to correct or update the information or opinions in it. NBSPL or any of its affiliates or employees shall not be in any way responsible for any loss or damage that may arise to any person from any inadvertent error in the information contained in this report. NBSPL or any of its affiliates or employees do not provide, at any time, any express or implied warranty of any kind, regarding any matter pertaining to this report, including without limitation the implied warranties of merchantability, fitness for a particular purpose, and non-infringement. The recipients of this report should rely on their own investigations.

This information is subject to change without any prior notice. NBSPL reserves its absolute discretion and right to make or refrain from making modifications and alterations to this statement from time to time. Nevertheless, NBSPL is committed to providing independent and transparent recommendations to its clients, and would be happy to provide information in response to specific client queries.

Before making an investment decision on the basis of this research, the reader needs to consider, with or without the assistance of an adviser, whether the advice is appropriate in light of their particular investment needs, objectives and financial circumstances. There are risks involved in securities trading. The price of securities can and does fluctuate, and an individual security may even become valueless. International investors are reminded of the additional risks inherent in international investments, such as currency fluctuations and international stock market or economic conditions, which may adversely affect the value of the investment. Opinions expressed are subject to change without any notice. Neither the company nor the director or the employees of NBSPL accept any liability whatsoever for any direct, indirect, consequential or other loss arising from any use of this research and/or further communication in relation to this research. Here it may be noted that neither NBSPL, nor its directors, employees, agents or representatives shall be liable for any damages whether direct or indirect, incidental, special or consequential including lost revenue or lost profit that may arise from or in connection with the use of the information contained in this report.

Copyright of this document vests exclusively with NBSPL. Our reports are also available on our website www.nirmalbang.com